



**ENERGY
NORTHWEST**

Information Technology (IT) Project Review

**Keith Cooke,
Manager IS/CIO
March 24, 2010**

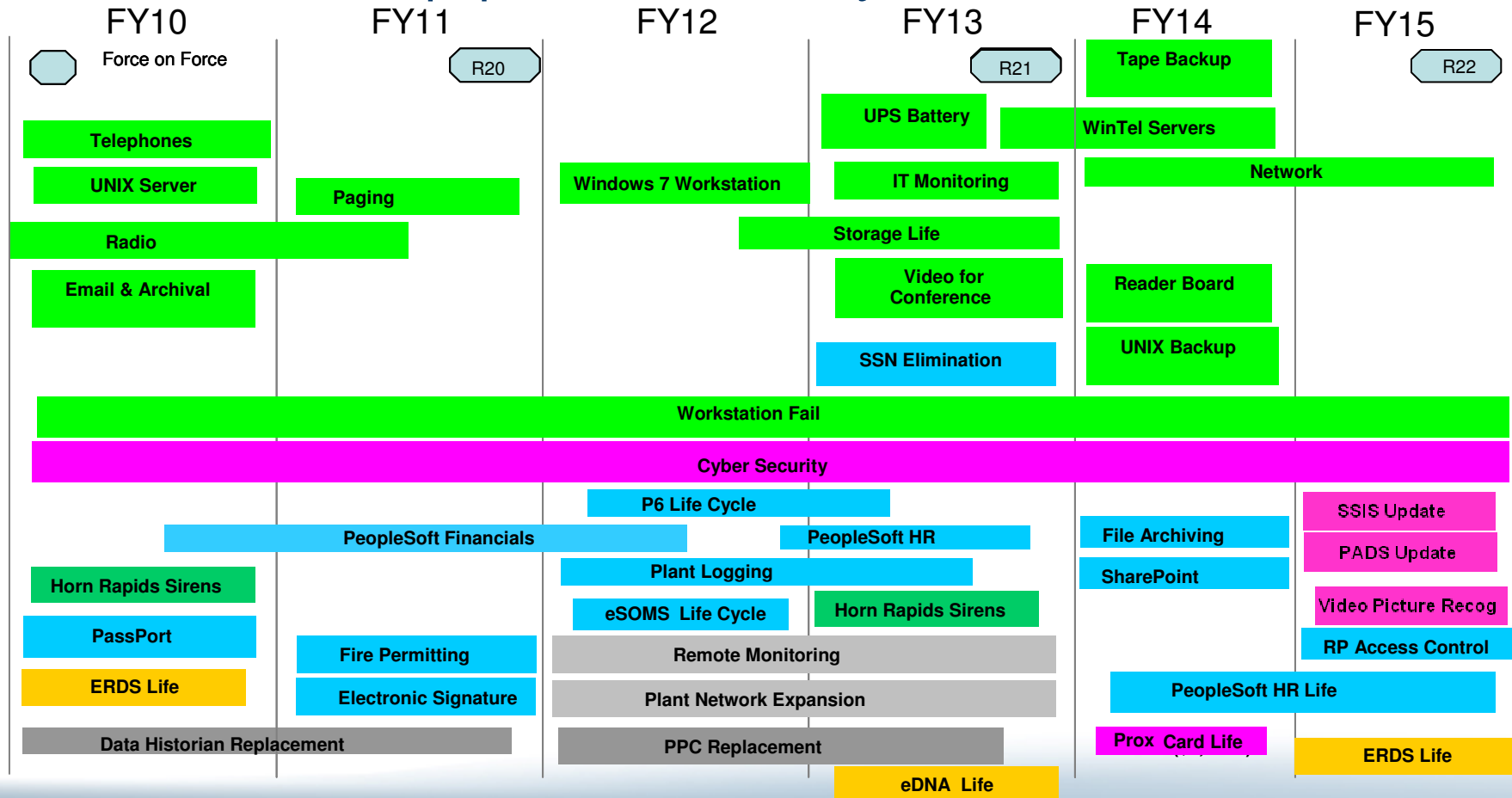
Agenda

- ✧ **Strategic Plan**
- ✧ **FY 2011 Project Budget (IT)**
 - **Application**
 - PeopleSoft Finance
 - Fire Protection / PLS Replacement Project
 - **Communication**
 - Radio
 - Paging Obsolescence
 - **Infrastructure**
 - Workstation Life Cycle
 - **Security**
 - Cyber Security

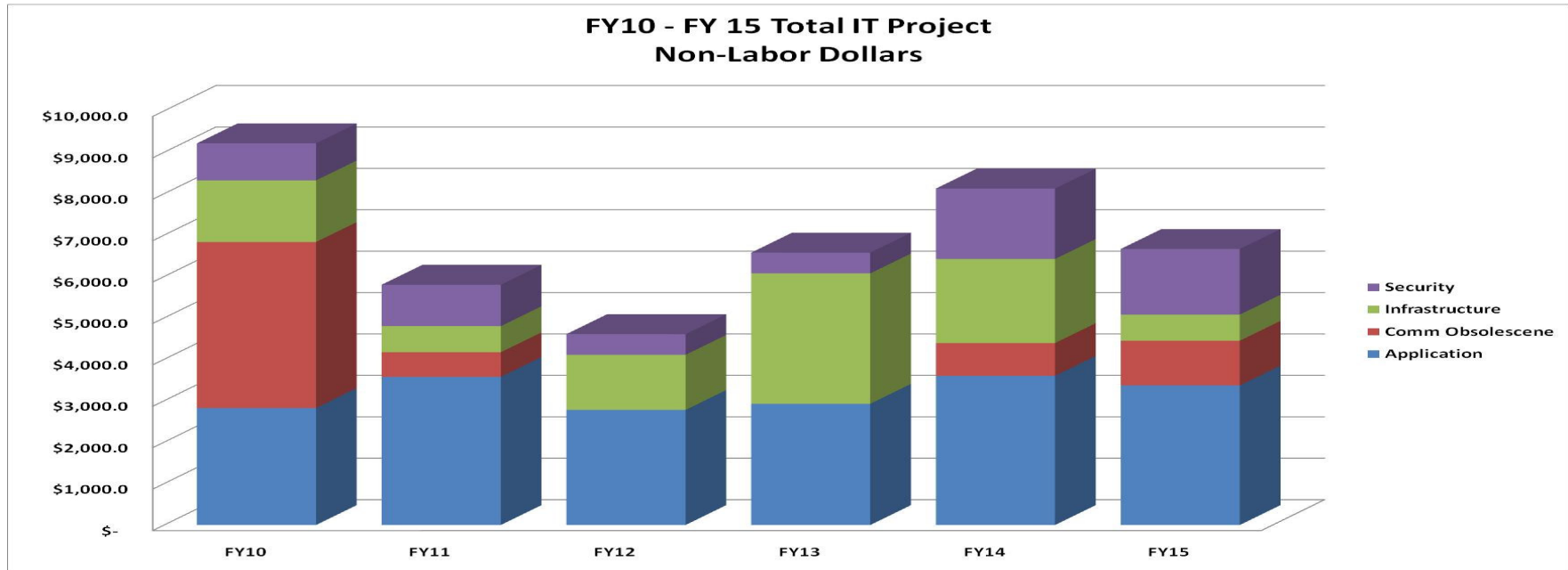
IT Project Review Committee Proposal Strategy

❖ Levelized Infrastructure & Major Software Initiatives

❖ Focus on Equipment Reliability



IT Fiscal Year 2010- 2015 Forecast



	FY10	FY11	FY12	FY13	FY14	FY15
Application	\$ 2,826.0	\$ 3,576.9	\$ 2,779.2	\$ 2,928.1	\$ 3,602.0	\$ 3,370.3
Comm Obsolescence	\$ 4,008.6	\$ 594.9	\$ -	\$ -	\$ 792.0	\$ 1,080.0
Infrastructure	\$ 1,487.4	\$ 630.0	\$ 1,330.0	\$ 3,148.0	\$ 2,030.0	\$ 630.0
Security	\$ 894.1	\$ 1,000.0	\$ 500.0	\$ 500.0	\$ 1,700.0	\$ 1,584.0
Total	\$ 9,216.0	\$ 5,801.8	\$ 4,609.2	\$ 6,576.1	\$ 8,124.0	\$ 6,664.3

IT Fiscal Year 2011 Project Budget

	FY10			FY11		
	Non Labor	EN Labor	Total Project	Non Labor	EN Labor	Total Project
<i>CGS Total</i>	\$6,071.7	\$1,272.0	\$7,343.7	\$2,663.1	\$320.6	\$2,983.6
<i>Non-CGS Total</i>	\$3,144.3	\$400.1	\$3,544.4	\$3,138.8	\$487.3	\$3,626.1
<i>Grand Total</i>	\$9,216.0	\$1,672.1	\$10,888.1	\$5,801.8	\$807.9	\$6,609.7

IT Applications

3.03.08	FY10			FY11		
Title	Non Labor	EN Labor	Total Project	Non Labor	EN Labor	Total Project
CGS						
Enterprise Project Management Upgrade	\$68.0		\$68.0			
Fire Protection/PLS Replacement Project				\$344.2	\$24.8	\$368.9
CGS Risk Reserve	\$20.0	\$50.0	\$70.0	\$674.0		\$674.0
Paragon (ORAM Sentinel Replacement)	\$108.2	\$25.6	\$133.8			
PassPort Upgrade	\$2,569.8	\$502.4	\$3,072.2			
Performance Indicators Rewrite				\$50.0	\$28.8	\$78.8
Replace ERDS	\$60.0	\$15.2	\$75.2			
Non-CGS						
Corporate Risk Reserve				\$506.6		\$506.6
Electronic Signatures				\$111.2	\$53.6	\$164.8
Enterprise Financials Suite		\$41.3	\$41.3	\$1,891.0	\$350.0	\$2,241.0
Application	\$2,826.0	\$634.5	\$3,460.5	\$3,576.9	\$457.1	\$4,034.1

PeopleSoft Finance

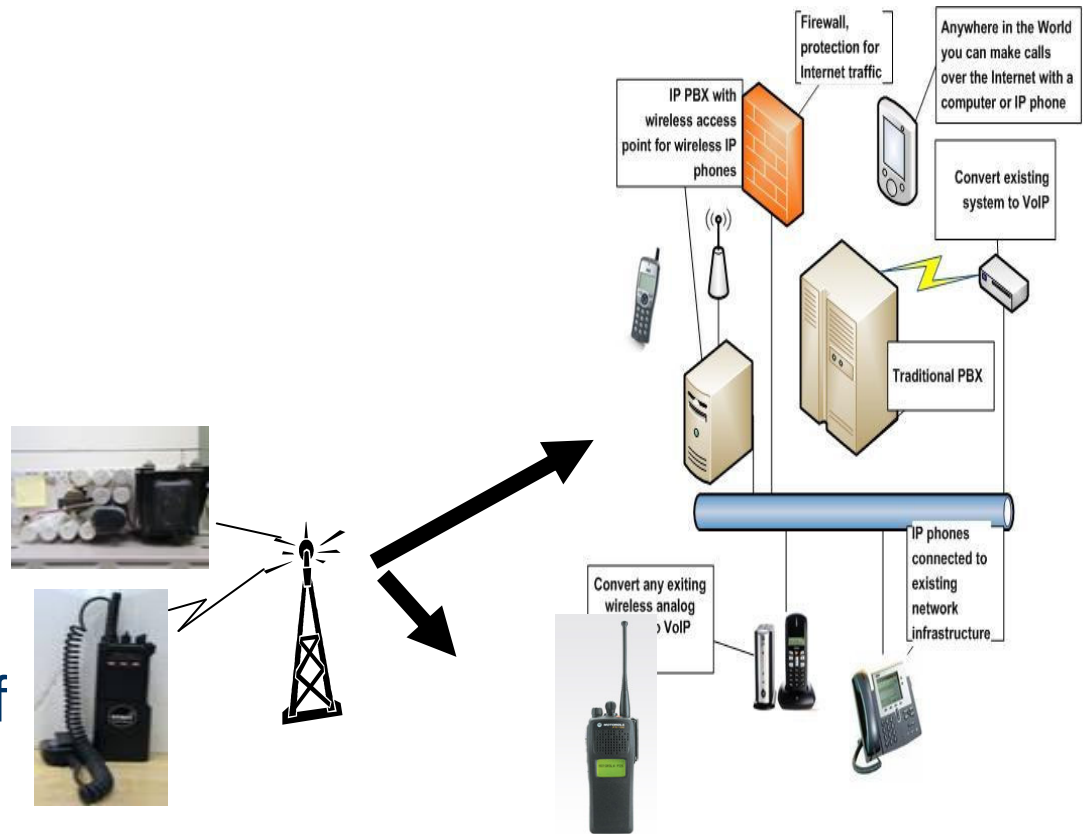
ORACLE®

- ✦ Oracle software utilized by about 50% of utilities in US
- ✦ Current version upgraded in 1999
- ✦ Product support end-of-life in early 2007
- ✦ Upgrade Finance 9.x
 - Integration with HR
 - **Upgrade completed in FY08**
 - Remove high level of customization
 - Integration with PassPort & P6 Project Management

- ✦ Scope
 - General Ledger
 - Asset Management
 - Project Costing/Budgets
 - Accounts Payable (partial)
 - Cash Management/Treasury
 - Accounts Receivable/Billing
- ✦ Deliverables:
 - Increased reliability of system
 - Elimination of obsolescence concern
 - Increased efficiency of both the Peoplesoft and Passport systems
 - Improved system controls for SOX compliance and risk mitigation
 - Simplified vendor support and upgrade paths

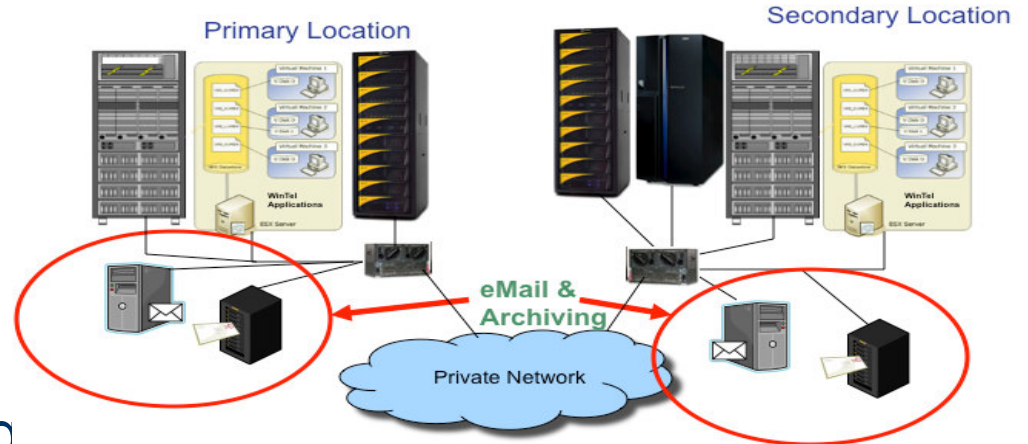
CGS Management Reserve- Radio

- ✦ Radio project discovered post fire safe shutdown issues with the design dating back to 1982
- ✦ Project is delayed till issues resolved
- ✦ Management Reserve is for FY 2011 scope of installation



Corporate Management Reserve - Archival

- ✦ New WAC requirements went into effect in January, 2010
- ✦ Specifics regarding technology requirements still are being developed by State Archivist
- ✦ Anticipate addition technology needs to bring EN into full compliance later this calendar year



Communication Obsolescence

3.03.08 Title	FY10			FY11		
	Non Labor	EN Labor	Total Project	Non Labor	EN Labor	Total Project
CGS						
Radio Obsolescence	\$2,181.1	\$240.0	\$2,421.1			
Radio Paging Obsolescence				\$594.9	\$75.0	\$669.9
Non-CGS						
Telephone Obsolescence	\$1,827.5	\$229.2	\$2,056.7			
Comm Obsolescence	\$4,008.6	\$469.2	\$4,477.8	\$594.9	\$75.0	\$669.9

Radio Pager Replacement

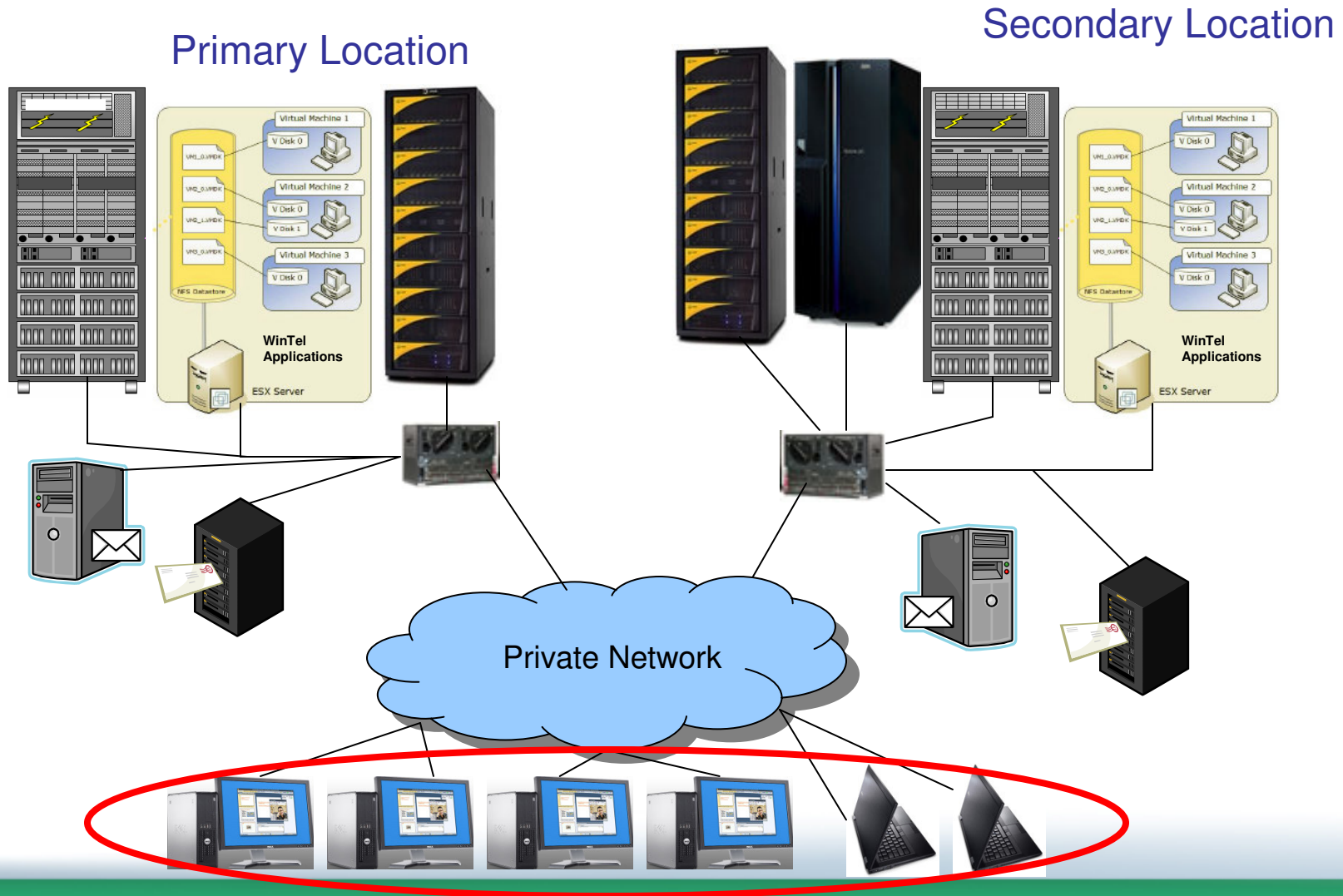
- ✦ FCC requires licensees to convert to narrowband by December 31, 2012
 - Radio replacement underway
- ✦ Recommendation abandon pagers and move to cell phones
 - Commercial carriers for offsite
 - Build CGS on-site mini-cell using VoIP CISCO infrastructure
- ✦ Project cost for expansion of CGS wireless infrastructure



IT Infrastructure

3.03.08	FY10			FY11		
Title	Non Labor	EN Labor	Total Project	Non Labor	EN Labor	Total Project
CGS						
Horn Rapids Sirens	\$170.6	\$12.8	\$183.4			
Non-CGS						
Electronic Mail Life Cycle	\$359.8	\$20.0	\$379.8			
Misc. PC Replacement Equip				\$50.0	\$9.0	\$59.0
UNIX Server Life Cycle	\$657.0	\$74.7	\$731.7			
Workstation Life Cycle	\$300.0	\$34.9	\$334.9	\$580.0	\$74.7	\$654.7
Infrastructure	\$1,487.4	\$142.4	\$1,629.8	\$630.0	\$83.7	\$713.7

Equipment Reliability



Security

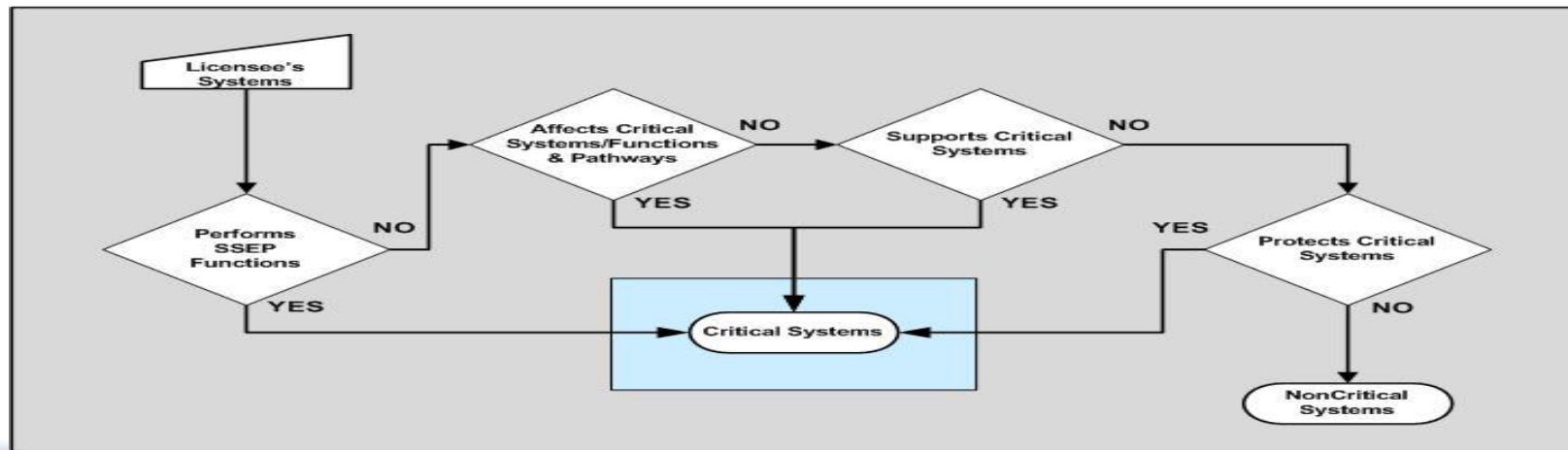
3.03.08		FY10			FY11		
Title		Non Labor	EN Labor	Total Project	Non Labor	EN Labor	Total Project
CGS							
Cyber Security Programmatic/Infrastructure support, updates and upgrades		\$696.0	\$306.0	\$1,002.0	\$1,000.0	\$192.0	\$1,192.0
Fatigue Tracking Software		\$198.1	\$120.0	\$318.1			
Security		\$894.1	\$426.0	\$1,320.1	\$1,000.0	\$192.0	\$1,192.0

10 CFR 73.54 Status

- ✧ Filed Cyber Security Plan on 11/16/2009 with NRC
 - Licensing document / required by regulations
 - **Will be incorporated into plant operating license**
 - Described how cyber security program is established and maintained
 - Essential elements:
 - Described the process for identifying Critical Digital Assets
 - Described the defensive model (protective strategy)
 - Referenced a comprehensive set of security controls
 - Described the process for addressing each control
 - Committed to maintaining adequate documentation

10 CFR 73.54 Status (continued)

- ✦ NRC Published Guidance Document after Plan Filed
 - RG 5-71 published January 7, 2010
 - It lays out a more comprehensive set of controls
- ✦ RAI Development Underway
- ✦ Assessment of Gaps Scheduled for Start on April 5, 2010
- ✦ Additional NRC & NEI Guidance Scheduled for April 19 2010



IT Fiscal Year 2011 Project Budget

	FY10			FY11		
	Non Labor	EN Labor	Total Project	Non Labor	EN Labor	Total Project
<i>CGS Total</i>	\$6,071.7	\$1,272.0	\$7,343.7	\$2,663.1	\$320.6	\$2,983.6
<i>Non-CGS Total</i>	\$3,144.3	\$400.1	\$3,544.4	\$3,138.8	\$487.3	\$3,626.1
<i>Grand Total</i>	\$9,216.0	\$1,672.1	\$10,888.1	\$5,801.8	\$807.9	\$6,609.7